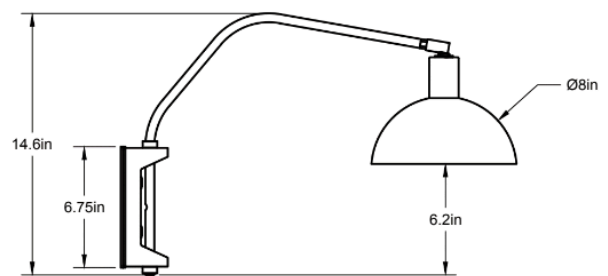
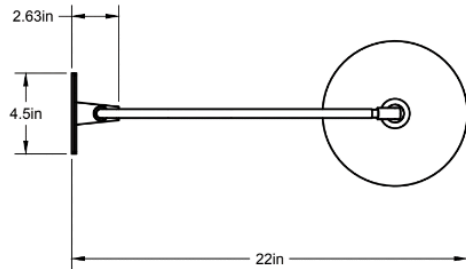


# CO/ONY



## ALLIED MAKER

### Crescent Wall Lamp 22"

The Crescent Wall Lamp features a spun brass pendant fixed to a 180 degree swivel, and is fixed to the wall with a hardwood bracket. Shown in nickel and black walnut.

Standard Materials: Machined Brass, Blown Glass and Hardwood

22"L x 8"W x 14.6"H

Weight: 5.5 lbs

Lead Time: 5 - 7 Weeks

Certifications: cUL Damp Locations

Mounting: Fits all standard Junction Boxes

Lamping: 120V - E26 Base

240V - E27 Base

Bulb Included: A19 Bulbrite Half-Gold

60W Incandescent

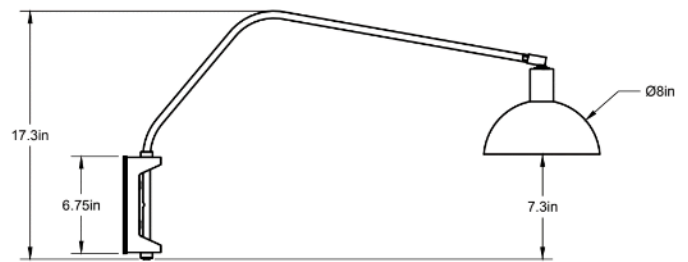
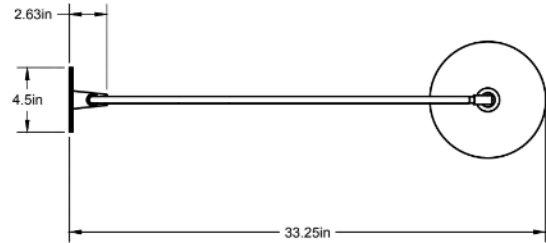
550 Total Lumen Output

2700K / 100 CRI

E26 Base / Dimmable / 120 Volt

240V available upon request

# CO/ONY



## ALLIED MAKER

### Crescent Wall Lamp 33"

The Crescent Wall Lamp features a spun brass pendant fixed to a 180 degree swivel, and is fixed to the wall with a hardwood bracket. Shown in nickel and black walnut.

Standard Materials: Machined Brass, Blown Glass and Hardwood

33.25"L x 8"W x 17.3"H

Weight: 6 lbs

Lead Time: 5 - 7 Weeks

Certifications: cUL Damp Locations

Mounting: Fits all standard Junction Boxes

Lamping: 120V - E26 Base

240V - E27 Base

Bulb Included: A19 Bulbrite Half-Gold

60W Incandescent

550 Total Lumen Output

2700K / 100 CRI

E26 Base / Dimmable / 120 Volt

240V available upon request